

What your Ventis™ MX4 is telling you and what you should do about it.



✓ gives you important information about your unit's **status.**

What your Ventis is telling you and what you should do about it.



No faults

The check mark indicates the instrument (unit) is monitoring for gas. When it appears without any service or alarm indicators, the unit has no faults and needs no service.

Use it.



tell you that your unit is in need of **service.**

What your Ventis is telling you and what you should do about it.



Bump test overdue

The unit is requesting a bump test.

Dock it*.



Calibration overdue

The unit is requesting a calibration.

Dock it*.



Zero failure

One or more sensors has failed a zero (CO highlighted here).

Dock it*.

If the message persists, see your supervisor.



Bump test failure

One or more sensors has failed bump test (CO highlighted here); the unit is requesting a calibration.

Dock it*.




Calibration failure

One or more sensors has failed calibration (LEL shown here).

Dock it*.

If the message persists, see your supervisor.

*When an instrument is docked, the iNet DS and the DS2 docking stations will automatically perform scheduled tasks. When needed, tasks may be completed by qualified personnel who can operate the docking station or perform them manually.



tell you that your unit is

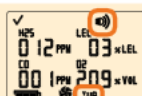
in alarm.
What your Ventis is telling you and what you should do about it.
GAS-RELATED EVENTS


Low-alarm gas event

The detected gas concentration exceeds the unit's low-alarm set point.

Gas Warning:

Respond according to company safety policy.



TWA alarm event

The cumulative gas readings have reached the unit's setting for the time-weighted average (TWA) exposure limit.

Leave the area.

Respond according to company safety policy.




High-alarm gas event

The detected gas concentration exceeds the unit's high-alarm set point.

Leave the area.

Respond according to company safety policy.

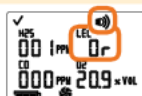


STEL alarm event

The cumulative gas readings have reached the unit's setting for the short-term exposure limit (STEL).

Leave the area.

Respond according to company safety policy.

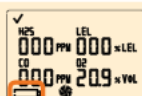


Over-range gas event (positive shown)

The detected gas concentration is outside of the sensor's measuring range.

Leave the area.

Respond according to company safety policy.



Low battery alarm event

From the time of initial display, there is less than 1 hour of remaining battery life.

Power warning:

Respond according to company safety policy.



Pump fault

There is a pump fault. The instrument is not operational.

Leave the area.

Do not use the instrument (unit). See your supervisor.



Sensor data failure

One or more sensors is in failure (LEL shown here). The unit is not operational.

Leave the area.

Do not use the unit. See your supervisor.

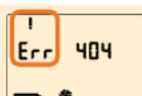


No sensor installed

The unit does not detect any installed sensors and is not operational.

Leave the area.

Do not use the unit. See your supervisor.



System error

A critical hardware or system fault has occurred (404 shown).

Leave the area.

Do not use the unit. See your supervisor.

NONGAS EVENTS